

TECHNICAL DATASHEET

Issue date:
August 2022

SELEMIX® DIRECT GLASS PROCESS 7-536 / 7-537 / 7-110 with 6-585 Additive

PRODUCT DESCRIPTION

Selemix Direct 7-53/7 is a robust 2K polyurethane coating. When used with Selemix 6-585 Glass Adhesion Promoter, it gives an easy to use product that can be applied directly to glass for applications where the reverse side of the glass is painted. Examples are kitchen splashbacks, bathroom fittings, and advertising displays.

Selemix 7-110 2K Acrylic Topcoat Binder can also be used with **Selemix 6-585 Glass Adhesion Promoter** for glitter and sparkle effects, and for transparent finishes.

PRODUCTS

7-536	<i>Selemix</i> Direct Gloss 70% Mixed Colour
7-537	<i>Selemix</i> Direct Gloss 70% Light Colours (for white and pastel colours)
7-110	<i>Selemix</i> 2K Acrylic Topcoat Binder

Hardeners:

9-070	Direct Hardener
9-080	Acrylic Hardener

Thinners:

1-470	Slow Direct Thinner
1-480	Direct Thinner
1-490	Accelerated Direct Thinner

Additives:

6-585	Glass Adhesion Promoter
6-550	Accelerator for Direct

SUBSTRATES AND PREPARATION






Glass	Clean and degrease thoroughly with an solvent or alcohol-based glass cleaner
-------	--

Apply only on a clean and dry surface with a temperature above the dew point to avoid condensation. In confined spaces, provide adequate ventilation during application and drying.




STANDARD PROCESS – SOLID COLOURS AND METALLICS (7-536/7)

This is the standard process for glass painting to achieve solid and metallic colours.

The speed of drying can be increased with use of 1-490 Thinner, or 6-550 Accelerator (added at 1-2%) but these can shorten the potlife. Use of 1-490 Thinner AND 6-550 together is not recommended.

	Standard Glass Process Conventional Spray	Solid Colours and Standard Metallic Finishes
	By Weight: 7-536 / 7-537 Topcoat 9-070 Hardener 6-585 Glass Additive 1-480 /1-470 /1-490 Thinner	1000 200 85 85
	By Volume: 7-536 / 7-537 Topcoat 9-070 Hardener 6-585 Glass Additive 1-480 /1-470 /1-490 Thinner	4 1 0.5 0.5
	Viscosity (at 20°C): Pot Life (at 20°C):	20-25 secs DIN4 3 hours 1-2 hours with 1-490 Thinner

APPLICATION (Standard Process 7-536/7)

	Standard Glass Process Conventional Spray	Solid Colours and Standard Metallic Finishes
	Spraygun setup:	Nozzle: Gravity: 1.6-1.8mm Suction: 1.8-2.0mm Pressure feed: 1.2-1.4mm
	Air Pressure:	HVLP: 2 Bar Standard: 2-3 Bar
	Fluid Pressure:	N/A
	Number of coats:	2-3 For metallic colours, apply a dust coat first
	Flash-off between coats:	5-10 mins
	Drying:	Air dry or bake at 60°C for 45 mins
	Flash-off before bake:	5-10 mins
	Wet Film Thickness:	100-200 microns
	Dry Film Thickness:	50-100 microns




GLITTER AND SPARKLE EFFECTS (7-110 + 7-536/7)

This process will give a sparking glitter effect to glass, and is carried out in 2 separate stages.

1. Apply 1-2 thin coats of 7-110 with glitter / sparkle added at 0.5-2.5%.
2. After a minimum of 10 minutes, apply 2 coats of 7-536/7 Solid Colour as described above

	Effects Process Conventional Spray	Glitter / Sparkle Effects Process
	By Weight: 7-110 Binder + Glitter 9-070 Hardener 6-585 Glass Additive	Add Sparkles / Glitters to Selemix 7-110 Clear Binder at 0.5-2.5% then activate as below: <div> <div>1000</div> <div>500</div> <div>300</div> </div>
	By Volume: 7-110 Binder + Glitter 9-070 Hardener 6-585 Glass Additive	<div> <div>2</div> <div>1</div> <div>0.6</div> </div>
	Viscosity (at 20°C): Pot Life (at 20°C):	<div> <div>20-25 secs DIN4</div> <div>3 hours</div> </div>

APPLICATION (7-110 Glitter & Sparkle Effects Process)




	Effects Process Conventional Spray	Sparkle / Glitter Effects Process
	Spraygun setup: Air Pressure:	Nozzle: Gravity: 1.6-1.8mm Suction: 1.8-2.0mm Pressure feed: 1.2-1.4mm HVLP / Standard: 2-3 Bar
	Number of coats: Flash-off between coats:	<div> <div>1-2 light coats</div> <div>3-5 mins</div> </div>
	Drying: Recoat time: Dry Film Thickness	Air dry Recoat with 7-536/7 Solid Colour Glass System after a minimum of 10 mins This can be mixed 4:1:1 with 9-070 Hardener and 1-4XX Thinner. The 6-585 Glass Additive is not required unless applying directly to glass. 5-10 microns

TRANSPARENT EFFECTS (7-110)




This process will deliver a transparent coating to glass.

It is recommended that inorganic tinters NP10, NP30 and NP50 are not used, or used sparingly due to lack of transparency.


Selemix Tinters are added to 7-110 Binder at 0-5% and the mixed paint is used as described below

	Transparent Process Conventional Spray	Transparent Effects Process
	By Weight: 7-110 Binder + NPXX Tinters 9-080 Hardener 6-585 Glass Additive	Add Selemix NPXX Tinters to 7-110 Binder at 0-5% then activate as below: <div> <div>1000</div> <div>650</div> <div>200</div> </div>
	By Volume: 7-110 Binder + NPXX Tinters 9-080 Hardener 6-585 Glass Additive	<div> <div>3</div> <div>2</div> <div>0.6</div> </div>
	Viscosity (at 20°C): Pot Life (at 20°C):	<div> <div>20-25 secs DIN4</div> <div>3 hours</div> </div>

APPLICATION (7-110 Transparent Effects Process)

	Transparent Process Conventional Spray	Transparent Effects Process
	Spraygun setup:	Nozzle: Gravity: 1.4-1.6mm Suction: 1.6-1.8mm Pressure feed: 1.0-1.2mm
	Air Pressure:	HVLP / Standard: 2-3 Bar
	Number of coats:	1-2 light coats (to the desired level of transparency)
	Flash-off between coats:	5-10 mins
	Drying:	Air dry or bake at 60°C for 45 mins
	Flash-off before bake:	5-10 minutes
	Dry Film Thickness	20-50 microns

DRYING TIMES

 at 20°C	Features	Standard Process 7-536 / 7-537	Effects Processes 7-110
	Dust Free Touch Free Tape Free Handleable Hard Dry	60 mins 1.5-2 hours 24 hours 6-10 hours 24 hours	20 mins 1.5-2 hours 24 hours 6-10 hours 24 hours
	Stoving:	45 minutes @ 60°C (according to film thickness)	30 minutes @ 60°C (according to film thickness)
	Overcoating time:	Minimum: when Hard Dry Maximum: 5 months by itself without sanding	Minimum: 10 minutes Maximum: 24 hours without sanding
	Note:	Lower temperature or film thickness higher than 100µm will extend drying times	Lower temperature or film thickness higher than 50µm will extend drying times

TECHNICAL DATA

Features	Standard Process 7-536 / 7-537	Effects Processes 7-110
Based on ready-for-use mixed paint including thinner:		
VOC (g/L):	424-592g/L (depending on colour and dilution)	526-541g/L (depending on colour and dilution)
Solid content (weight):	43-59 %	47-53 %
Solid content (volume):	32-60 %	40-42 %
Solvent content (weight):	41-57 %	47-53 %
Specific gravity (Ready for use)	1.05-1.36 Kg/L	1.01-1.15 Kg/L
Theoretical coverage:	4-7.5 m² per litre at 80 microns	7.9-8.3m² per litre at 50 microns
Gloss:	Semi-Gloss	Gloss

PRODUCT CODES AND DESCRIPTIONS

Selemix Code	Short Code	Product Description	Packsize	
1.775.3600/E4.25K	7-536	Direct Gloss 70% Topcoat	4.25	Kg
1.775.3600/E17K	7-536	Direct Gloss 70% Topcoat	17	Kg
1.775.3700/E4.75K	7-537	Direct Gloss 70% Topcoat Light Colours	4.75	Kg
1.775.3700/E19K	7-537	Direct Gloss 70% Topcoat Light Colours	19	Kg
1.771.1000/E2.5K	7-110	Acrylic Topcoat	2.5	Kg
1.771.1000/E10K	7-110	Acrylic Topcoat	10	Kg
1.991.5070/E1	9-070	Direct Hardener	1	Lt
1.991.5070/E5	9-070	Direct Hardener	5	Lt
1.959.5080/E1	9-080	Acrylic Hardener	1	Lt
1.959.5080/E5	9-080	Acrylic Hardener	5	Lt
1.991.1470/E5	1-470	Slow Direct Thinner	5	Lt
1.991.1480/E5	1-480	Direct Thinner	5	Lt
1.991.1480/E25	1-480	Direct Thinner	5	Lt
1.991.1490/E5	1-490	Accelerated Direct Thinner	5	Lt
1.991.1490/E25	1-490	Accelerated Direct Thinner	5	Lt
1.965.5000/E1	6-550	Direct Accelerator	1	Lt
1.965.5000/E5	6-550	Direct Accelerator	5	Lt
6-585/E1	6-585	Glass Adhesion Promoter	1	Lt

HEALTH AND SAFETY

For comprehensive Health, Safety and Environmental advice, please refer to the relevant Material Safety Data Sheets and Product can labels.

THIS PRODUCT IS FOR PROFESSIONAL USE ONLY

The information given in this sheet is for guidance only. Any person using the product without first making further enquiries as to the stability of the product for the intended purpose does so at his own risk and we can accept no liability for the performance of the product or for any loss or damage (other than death or personal injury resulting from our negligence) arising out of such use. The information contained in this sheet is liable to modification from time to time in the light of our experience and our policy of continuous product development. Drying times quoted are average times at 20°C. Film thickness, humidity and shop temperature can all affect drying times.

FOR FURTHER INFORMATION PLEASE CONTACT:

Selemix Customer Service and Sales Group
 Needham Road
 Stowmarket, Suffolk
 IP14 2AD, England
 Tel: 01449 771771